

54321

Audio Video Module

Avnet Design Services

www.em.avnet.com


Function	Sheet Number
Lead Sheet	01
RGB Video Out	02
Composite Video In	03
Composite Video Out	04
LVDS, KB/Mouse, Touchscreen	05
Audio in/out	06
AVBus Connectors	07

D

C

B

A



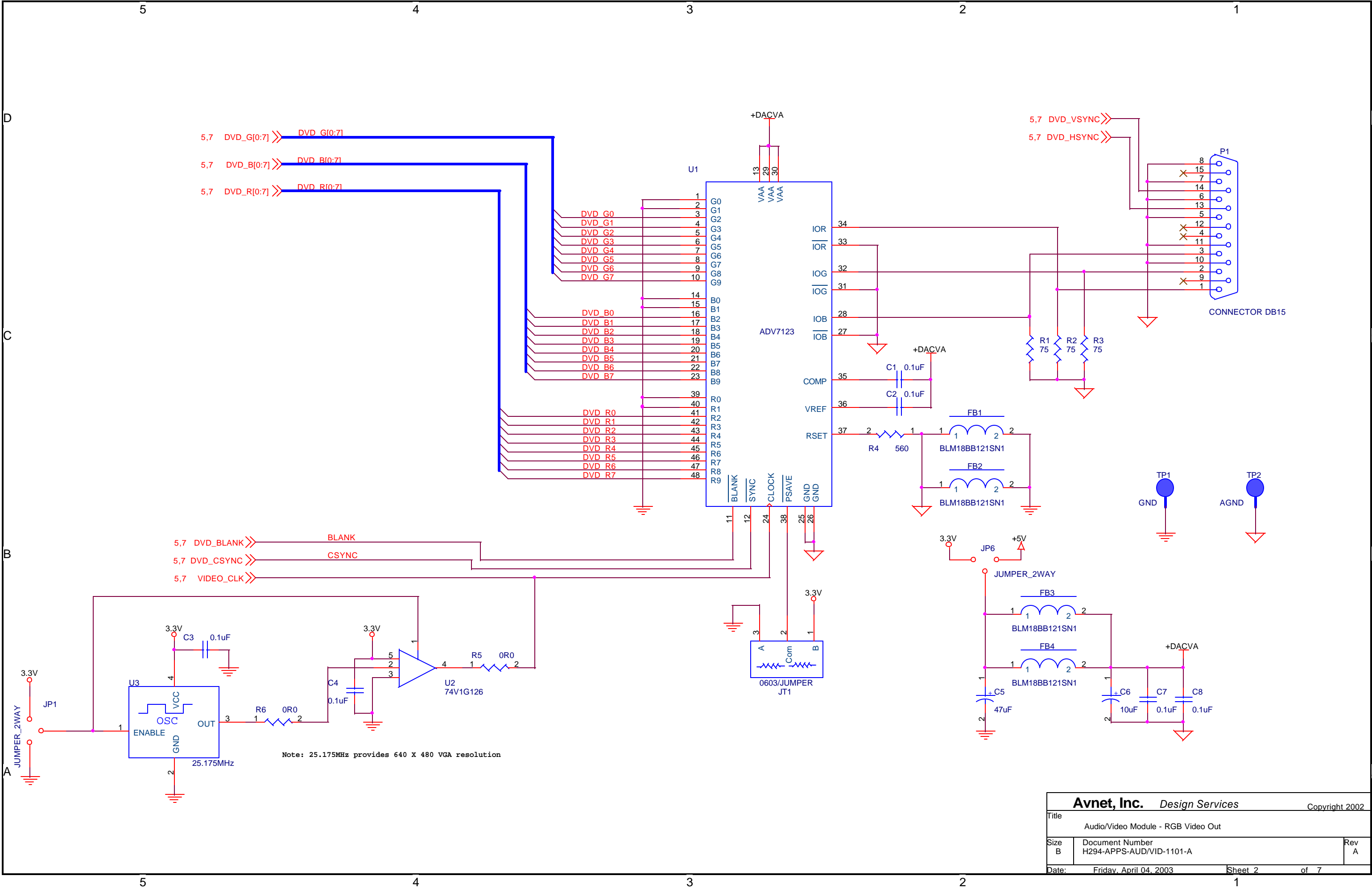
Copyright 2002, Avnet, Inc. All Rights Reserved.

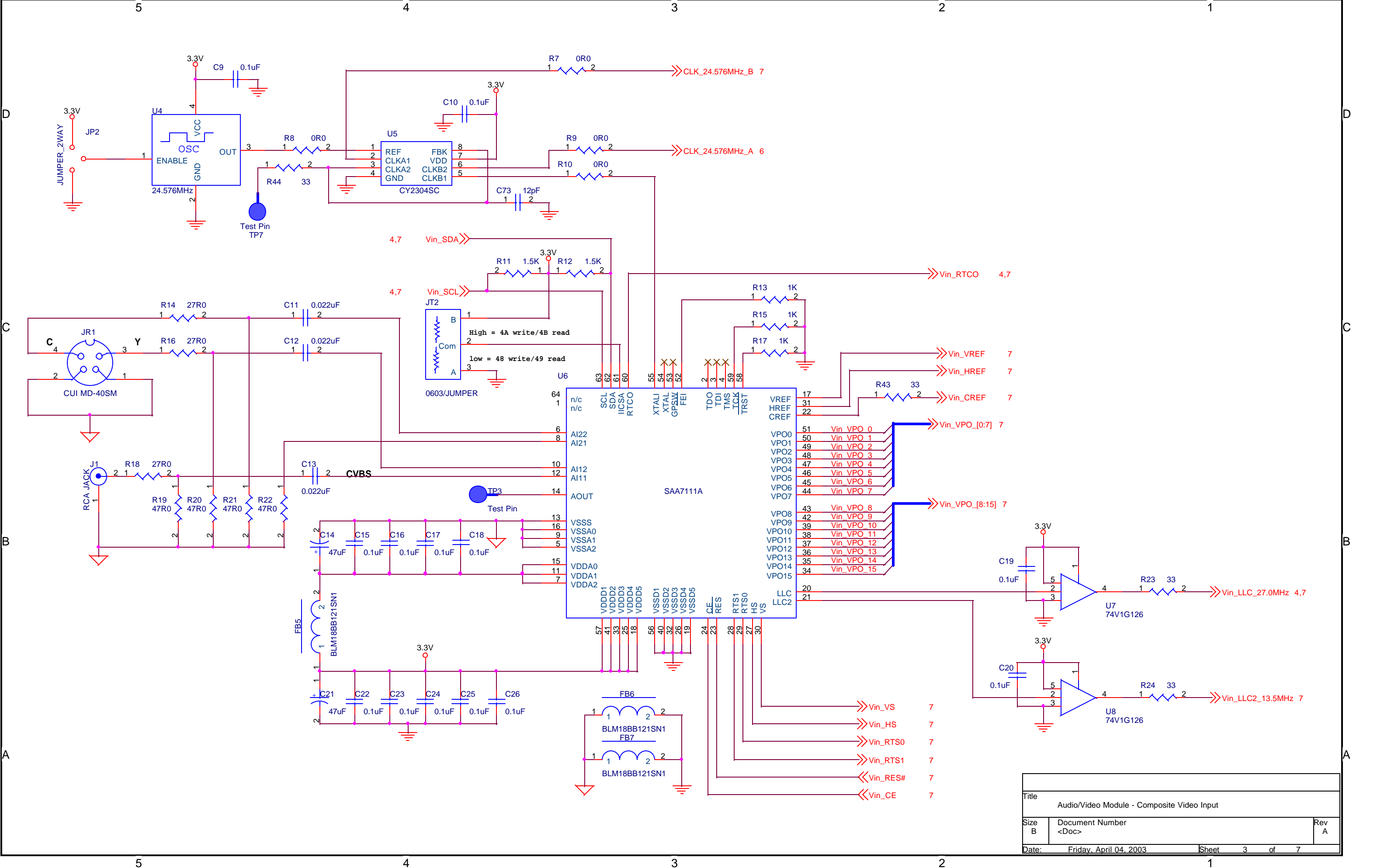
This material may not be reproduced, distributed, republished, displayed, posted, transmitted or copied in any form or by any means without the prior written permission of Avnet, Inc. AVNET and the AV logo are registered trademarks of Avnet, Inc. All trademarks and trade names are the properties of their respective owners and Avnet, Inc. disclaims any proprietary interest or right in trademarks, service marks and trade names other than its own.

Avnet is not responsible for typographical or other errors or omissions or for direct, indirect, incidental or consequential damages related to this material or resulting from its use. Avnet makes no warranty or representation respecting this material, which is provided on an "AS IS" basis. AVNET HEREBY DISCLAIMS ALL WARRANTIES OR LIABILITY OF ANY KIND WITH RESPECT THERETO, INCLUDING, WITHOUT LIMITATION, REPRESENTATIONS REGARDING ACCURACY AND COMPLETENESS, ALL IMPLIED WARRANTIES AND CONDITIONS OF MERCHANTABILITY, SUITABILITY OR FITNESS FOR A PARTICULAR PURPOSE, TITLE AND/OR NON-INFRINGEMENT. This material is not designed, intended or authorized for use in medical, life support, life sustaining or nuclear applications or applications in which the failure of the product could result in personal injury, death or property damage. Any party using or selling products for use in any such applications do so at their sole risk and agree that Avnet is not liable, in whole or in part, for any claim or damage arising from such use, and agree to fully indemnify, defend and hold harmless Avnet from and against any and all claims, damages, loss, cost, expense or liability arising out of or in connection with the use or performance of products in such applications.

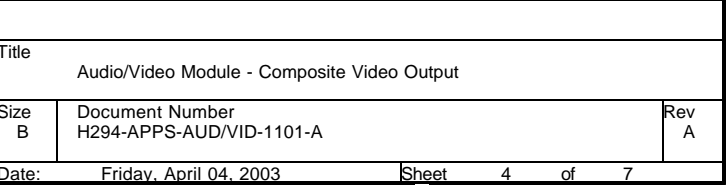
Avnet, Inc. Design Services			Copyright 2002
Title		Audio/Video Module - Lead Sheet	
Size	Document Number	Rev	
C	H294-APPS-AUD/VID-1101-A	A	
Date:	Friday, April 04, 2003	Sheet 1	of 7

54321





Title		
Audio/Video Module - Composite Video Input		
Size	Document Number	Rev
B	<Doc>	A
Date:	Friday, April 04, 2003	Sheet 3 of 7



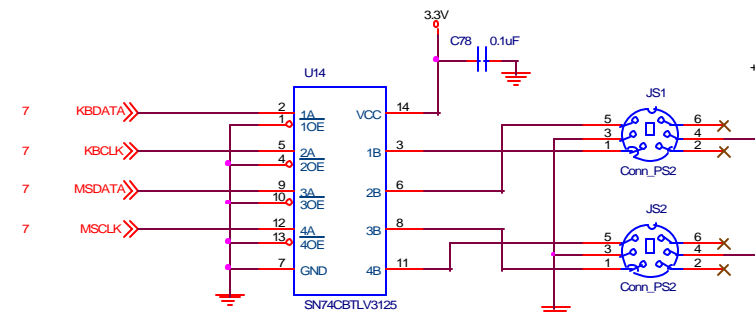
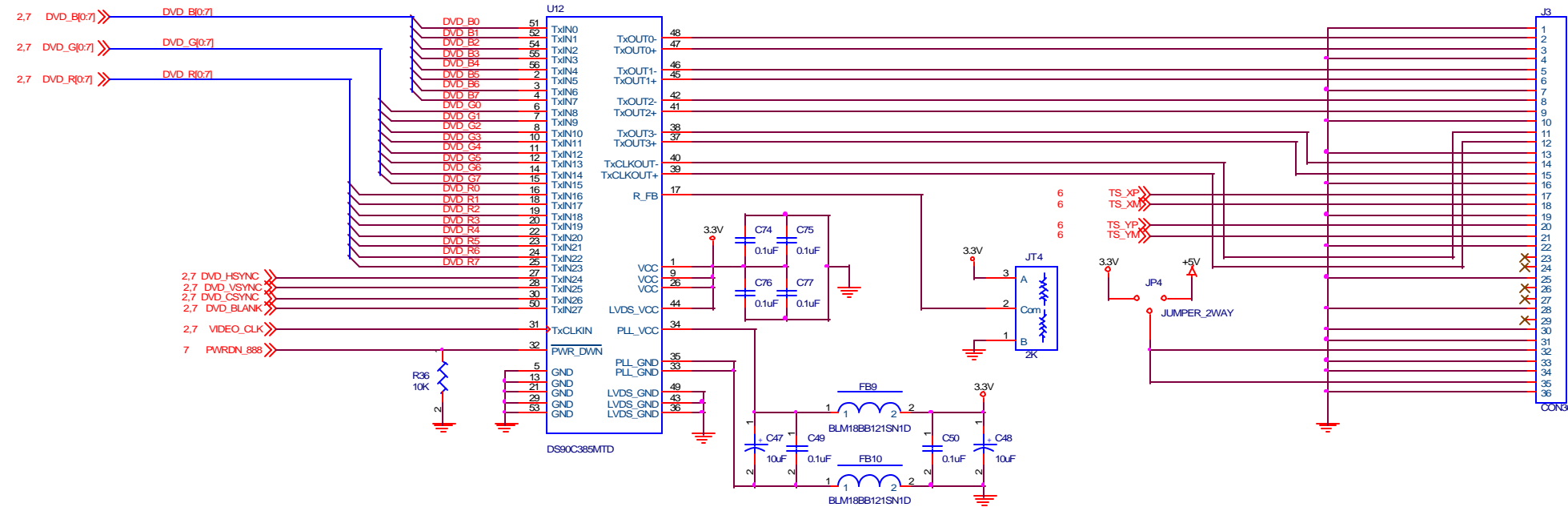
5

4

3

2

1



Note: JS1/JS2 are reversed on the schematic for easier connection.

The physical connector on the PCB is ordered: 6 5

4 3

2 1

5

4

3

2

1

